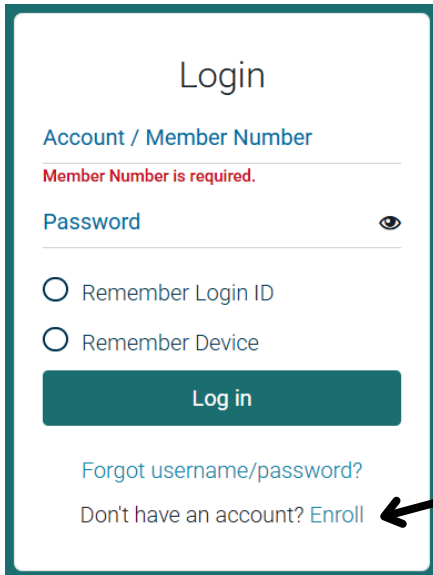
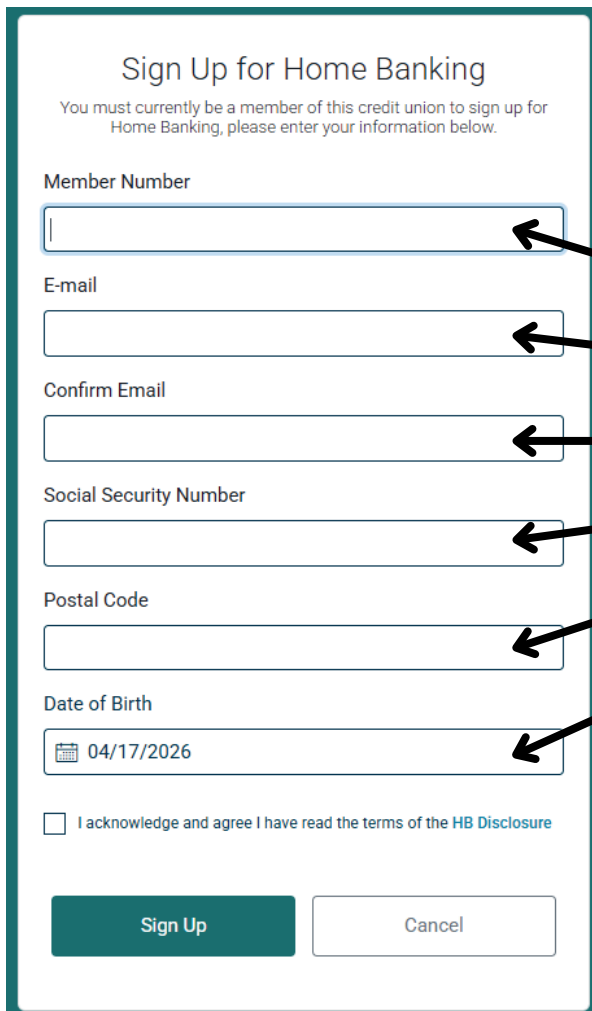


HOW TO SET UP HOME BANKING WITH THE CREDIT UNION FOR ALL



The screenshot shows a 'Login' form with the following elements: a title 'Login', a label 'Account / Member Number' with a red error message 'Member Number is required.', a 'Password' field with an eye icon, two radio buttons for 'Remember Login ID' and 'Remember Device', a dark green 'Log in' button, a link 'Forgot username/password?', and a link 'Don't have an account? Enroll'.

Start by clicking on the link for new enrollment.



The screenshot shows a 'Sign Up for Home Banking' form with the following elements: a title 'Sign Up for Home Banking', a note 'You must currently be a member of this credit union to sign up for Home Banking, please enter your information below.', and several input fields: 'Member Number', 'E-mail', 'Confirm Email', 'Social Security Number', 'Postal Code', and 'Date of Birth' (with a calendar icon and the date '04/17/2026'). At the bottom, there is a checkbox for 'I acknowledge and agree I have read the terms of the HB Disclosure', a dark green 'Sign Up' button, and a 'Cancel' button.

Enter the required personal information.

HOW TO SET UP HOME BANKING WITH THE CREDIT UNION FOR ALL

04/17/2026

I acknowledge and agree I have read the terms of the [HB Disclosure](#)

Sign Up Cancel

Mark the disclosure acknowledgments once all credit union disclosures have been read.

Click on the button labeled **Sign Up** to complete the enrollment.

Success!

A temporary password has been sent to your email address on file. You will be prompted to change this password upon logging in.

Note: Your member number is your Username.

Ok

Members will receive a temporary password that is sent to the email address stored within The Credit Union for All's system. Upon receipt of their password email, they will be able to initially log into The Credit Union for All Home Banking. When the member logs in for the first time, they will be required to change their temporary password in order to complete their login.

Update Password

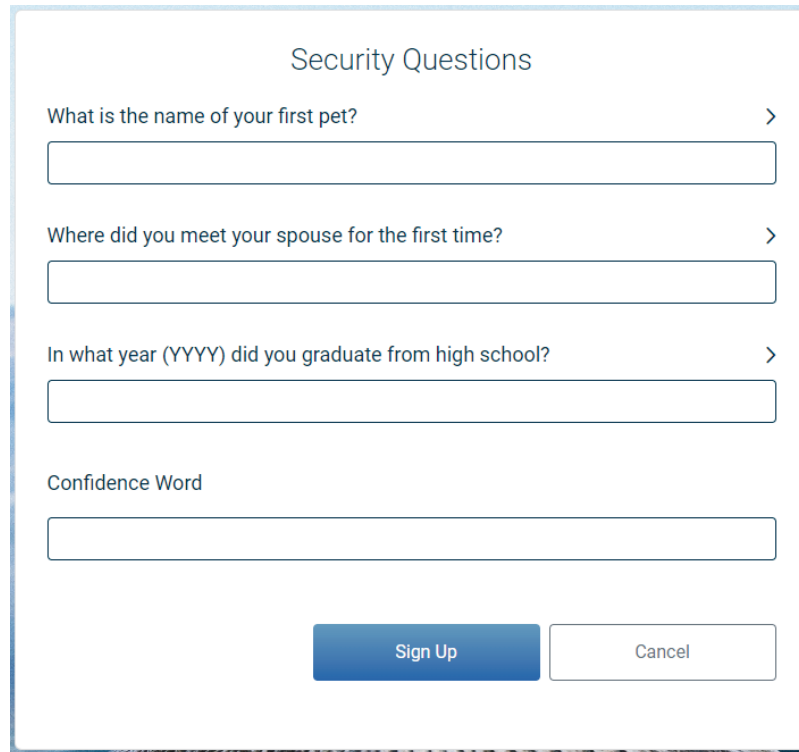
Password

New Password (should have 1 uppercase, 1 lowercase, 1 number and a minimum of 8 characters)

Confirm Password

Update password Cancel

HOW TO SET UP HOME BANKING WITH THE CREDIT UNION FOR ALL



The screenshot shows a web form titled "Security Questions". It contains four input fields, each with a question and a right-pointing chevron icon. The questions are: "What is the name of your first pet?", "Where did you meet your spouse for the first time?", and "In what year (YYYY) did you graduate from high school?". Below these is a "Confidence Word" field. At the bottom are two buttons: "Sign Up" (blue) and "Cancel" (white).

Multi factor Authentication

Members will also be required to complete the following MFA (Multi factor Authentication) setup steps:

- **Authentication Questions** – Members will need to choose answers for three different MFA questions. These questions are presented to members when they log in from an unfamiliar pc.
- **Confidence Word** – Members will need to select a confidence word that will appear when they log in. The confidence word is used to verify that the member is logging into the correct site and will be visible at login.